


G325 DIRECT DRIVE SUBMERSIBLE PUMP

FOR 115V,60Hz or 230V, 50/60Hz


Beckett's submersible pump line offers top of the line epoxy encapsulated (not oil filled), 115V,60Hz or 230V, 50/60Hz design to meet all your continuous duty requirements. They are low maintenance, environmentally safe, and can be used in a variety of industrial applications. Each pump features a heavy-duty motor for maximum output and reliability.



FEATURES:

- Submersible
- UL listed
- 6ft. power cord
- Corrosion resistant materials
- Low maintenance high torque motor
- 1/4" MNPT discharge, fits 1/2" ID PVC tubing

 for G325A

 for G325C



Model #	H	W	L	Outlet	Inlet	Volts	Amps	Watts	Gallons per hour @ 230V, 60Hz						Max Lift (Ft.)	Weight Lb. Each	6 Ft. Cord		
									1'	2'	4'	6'	8'	10'					
G325A	3 3/4"	4"	5"	1/4" MNPT, 1/2" I.D. Hose	Screen	115	0.8	50	340	325	310	265	205	135	12.2	3.5	w/Plug	√	
G325C	3 3/4"	4"	5"	1/4" MNPT, 1/2" I.D. Hose	Screen	230	0.5	55	315	290	280	235	180	110	11.6	3.4	w/o Plug		√

DESIGNED FOR SUBMERSIBLE USE ONLY

Average Performance